

MOVIX DREAMY



STEPHANIX
MEDICAL IMAGING SOLUTIONS

Up to
50 kW



Movix DReamy: access the next generation of STEPHANIX digital mobile radiography.

Innovation integrated in a more compact, fully motorized mobile, keeping the best of its predecessors. Greater flexibility and ergonomics improving your today's workflow.

Its technology has been designed for and with healthcare professionals to provide : reliability, power, high definition image, user-friendly interface and workflow, patient coverage, greater visibility when traveling.



Movix DReamy is designed to fulfil today's challenges and users' needs:

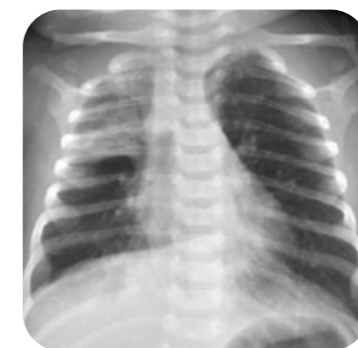
- Compactness
- Telescopic column
- Powerful (up to 50 kW)
- Motorized driving
- Easy handling

Effortless handling thanks to the capacitive technology, user can easily adjust, move and position the mobile x-ray.



Movix DReamy, a mobile designed for compatibility with a wide range of portable flat panel detectors.

These systems are designed for patient bedside radiography, but also for imaging in intensive care, emergency, and pediatric radiology units.



MOVIX DREAMY

TELESCOPIC COLUMN

Easier positioning for image acquisition at patient's bedside or on a stretcher.

Thanks to the movement of the telescopic column, you can cover all the examinations of two bedridden patients without having to move the mobile.

RETRACTABLE COLUMN

Greater visibility when travelling, user has an unobstructed view.

SENSITIVE TUBE HANDLES

Effortless manipulation of tube and collimator.

DIAGNOSTIC TOUCH SCREEN (48 CM-19")

Instant review and images post processing.

INFRARED REMOTE CONTROL*

For remote acquisition up to 10m away.

STATUS INDICATOR LIGHTS

Color coded to inform on Movix DReamy's status during exam :

- > Blue : System Ready
- > Green : Tube Ready
- > Yellow : Exposure
- > Red : System Fault

OPERATOR TOUCH SCREEN*

(23 CM - 9")

Display and management of parameters and images preview.

SENSITIVE HANDLE

Effortless control of speed and direction thanks to its capacitive technology it allows easy manoeuvring in tight.

HANDHELD EXPOSURE SWITCH

STORAGE/CHARGING AREA


Battery charging and storage of flat panel detectors.



* option

FREEDOM OF MOVEMENTS

Retractable column with a height of 129 cm, offers perfect visibility while moving. Its compactness, with a width of 54 cm, guarantees maneuverability and easy access to the various rooms and departments. Healthcare professionals can move around comfortably and safely in every corridor and care unit.



MOBILE MOVEMENTS

Moving speed is adjusted according to the pressure exerted on the handle and can reach up to 5 km/h.

Move commands on the tube head make it easy to adjust positioning while staying close to the patient. No need to use the drive handle for minor adjustments in close confines.




* Depending on configuration.

TUBE MOVEMENTS

Positioning in One movement: simultaneous combinations of rotations allow orientation of the tube and collimator in all axes.

Column, tube and collimator rotations provide best positioning for various types of exams.



Tube Horizontal Rotation :
+90/-30°



Collimator Rotation :
+/-90°



Tube Vertical Rotation : +/- 180°

Mobile's movements on the tube head: Easier and faster positioning at patient's side without the need to return to the drive handle.



Movix DReamy rear diameter load wheels, as well as front steering wheels featuring shock absorbing springs help to cross obstacles such as elevator threshold.

Easy crossing of obstacles, such as an elevator threshold

SAFETY FIRST

Movix DReamy has specific features to answer real life situation:

- Cramped corridors?
- Small and challenging doorways?
- Tight rooms?
- Specific Focal length?
- Radiation protection?



THE RIGHT S.O.D

By using LED light field and focused 1 meter double laser, you can easily respect the distance between the x-ray source and the patient (S.O.D).

Guarantee patients and care givers maximum efficiency for a minimum dose, as well as compliance with radiation protection.



LED light field and focus laser



SECURE ACCESS BY BADGE (OPTION)

If user traceability and authentication are a priority for you, the badge card is the solution. It allows you to restrict the use of the mobile while allowing the charging of batteries.



BUMPER

The safety bumper located on the front stops the movement of the mobile as soon as it collides with an obstacle.



TFT SCREEN (OPTION)

The on-tube display gives you immediate control over the acquisition quality.



STATUS INDICATORS LIGHTS

Color Coded Leds indicate the status of your Movix DReamy.



INFRARED REMOTE CONTROL (OPTION)

The wireless remote control can turn on the light field and trigger exposure from up to 10m away reducing the scatter received by the operator.



DOSE MANAGEMENT

Transfer of image dose information is done through DICOM RDSR. Sending needs a compatible RIS/PACS.

BE MOBILE, STAY CONNECTED


Movix DReamy has an integrated console with a touch interface: you can select a patient from the worklist or perform a manual entry and choose one or more protocols.

The image acquisition and processing parameters are automatic and adapted to each protocol.

After exposure, visualization of the image is effective in less than 2s.

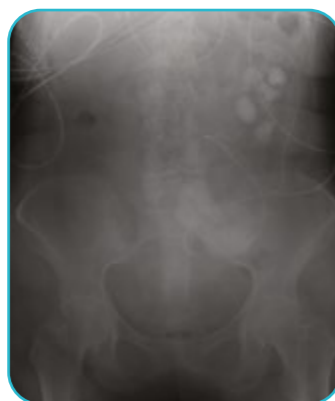
Various post-processing tools allow you to modify the contrast, add annotations, create measurements or even create a printing layout.

Scatter correction software will free yourself from the use of a physical grid. This will prevent misalignments and artefacts with the benefit of dose reduction.



SCATTER CORRECTION

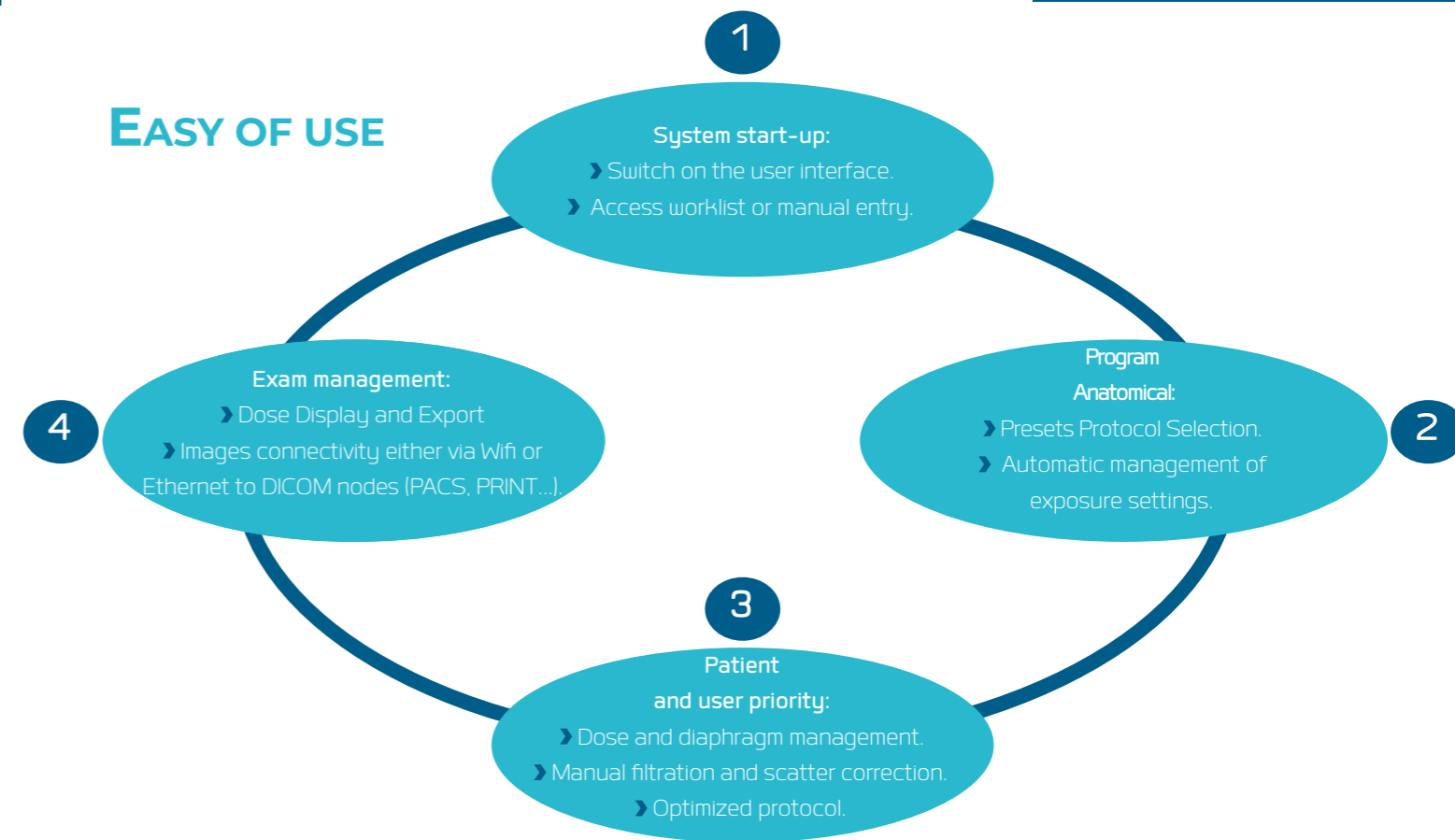
Without correction




With correction



EASY OF USE



DX MODALITY



LATEST GENERATION OF DIGITAL RADIOGRAPHY SOLUTIONS: INTEGRATED, DYNAMIC, PORTABLE, WIRED AND WIRELESS DETECTORS.

X-RAY REMOTE CONTROLLED SYSTEMS



X-RAY ROOMS



X-RAY MOBILE UNITS



SURGICAL C-ARMS



STEPHANIX
MEDICAL IMAGING SOLUTIONS

Head office: 10, rue Jean Moulin
Z.I. du Bayon - 42150 La Ricamarie - FRANCE
Tel. +33 4 77 47 81 60 - export@stephanix.com

www.stephanix.com